

6thEML 2017 (Toulouse, France) : *LIPIDOMIC ANALYSIS*

Monday 10th of April

8h30 : Welcome

9h15 : Introduction

Innovative Lipidomics Technologies

9h30 : Untargeted lipidomic approaches and data processing: a state of the art, **Benoit COLSCH** (Paris, France)

10h : Lipid Data Analyzer 2 - a universal flexible tool for automated LC-MS/MS lipid profiling, **Juergen HARTLER** (Graz, Austria)

10h15 : Selective triacylglycerol suppression in complex (phospho)lipid mixtures by CsCl addition, **Yulia POPKOVA** (Leipzig, Germany)

10h30 : Coffee break


11h : Two-dimensional mass spectrometry for lipidomics: identification of lipids from human blood plasma and rat brain, **Fabrice BRAY** (Lille, France)

11h15 : Comprehensive Steroid Analysis by GCxGC-TOFMS, **Andrea BILECK** (Bern, Switzerland)

11h30 : A new method for the dual extraction of both mRNAs and lipids from a single biological sample, **Justine BERTRAND-MICHEL** (Toulouse, France)

11h45 : Gold Thermo Fisher Scientific Integrated software for lipid data analysis in direct infusion ultra-high resolution accurate mass spectrometry based lipidomics workflows, **David Peake**, Thermo Fisher Scientific.

12h15 : Lunch (Buffet) + Poster session



Innovative Lipidomics Technologies and plant

14h00 : Localization of lipid metabolites in situ by mass spectrometry imaging reveals a recurring theme of tissue heterogeneity for seed lipid metabolism, **Kent Chapman** (Denton, USA)

14h30 : Supercritical CO₂ for plant lipidomics, **David TOUBOUL** (Gif sur Yvette, France)

14h45 : LC-MS-based quantification of isoprenoids unravels a key role of phytyl-phosphate kinase (VTE6) in plant isoprenoid synthesis, **Catahrina GUTBROD** (Bonn, Germany)

15h : **Gold Waters** Mass Spectrometry Applications in Lipidomics from Flux Analysis to Profiling in Plasma and Tissue, **Jose Castro-Perez**, Waters

15h30 : Coffee Break

16h00 : Green light for lipid fingerprinting, **Ivo Feussner** (Gottingen, Germany)


16h30 : Determination of glycerolipid and fatty acid profiles in microalgae and higher plants: comparison of methods and effect of nitrogen starvation, **Juliette JOUHET** (Grenoble, France)

16h45 : Lipophenols in extra virgin olive oil is a prospective antioxidant against rat liver damage, **Jetty CHUNG-YUNG LEE** (Hong Kong)

17h : Standardization of Lipidomic data ? *Round Table* (**Gerhard LIEBISH and Kim EKROOS**)

17h45 : End

19h : Welcome party (Crowne plaza, 7 rue du Capitol)



Tuesday 11th of April

Lipids in Health/ in Mammals

9h00 : Signalling *via* class IA PI3Ks, **Len Stephens** (Cambridge, UK)

9h30 : The amazing functional plasticity of platelets investigated by combining proteomics with lipidomics, **Christopher GERNER** (Vienna, Austria)

9h45 : Sphingo-Lipidomics in patients with Hereditary Sensory Neuropathy Type 1, **Regula STEINER** (Zurich, Switzerland)

10h15 : PNPLA1 defects in patients with Autosomal Recessive Congenital Ichthyosis and KO mice sustain PNPLA1 irreplaceable function in epidermal omega-O-acylceramide synthesis and skin permeability barrier, **Mélanie PICHERY** (Toulouse, France)

10h30 : Coffee Break


11h00 :Lipidomics as a research and diagnostic tool in inborn errors of metabolism, **Frederic VAZ** (Amsterdam, Nederland)

11h30 : Characterization of 1-O-acylceramides in vernix caseosa, **Eva HARAZIM** (Prague, Czech Republic)

11h15 : Applications of a high resolution lipidomics platform on cancer metabolism, **Harald KOEFELER** (Graz, Austria)

11h30 : ***GOLD Sciex***

12h : Lunch (Buffet) + Poster session



Lipids in Health/ in Mammals

14h00 : Changes in the fatty acid and oxylipin pattern in response to omega-3 PUFA supplementation, **Nils SCHEBB** (Wuppertal, Germany)

14h30 : Comparison of two LC-MS based screening methods for acyl-carnitines in fatty acid oxidation and abnormalities in LCHAD deficiency, **Gunter FAULER** (Graz, Austria)

14h45 : GC and NMR based lipidomic analyses support the relationship between biochemical compositions and biological functions in the highly specified adipose tissues of cetaceans, **Frédéric DOMERGUE** (Bordeaux, France)

15h15 : **GOLD AVANTI**

15h45 : Poster Session + Coffee Break

Lipids in Health/ in Bacteria

16h15 : Global lipidomic of Mycobacterium tuberculosis to identify new immunomodulatory lipids, **Emilie Layre** (Toulouse, France)

16h45 : Extraction and separation of lipids from deuterated cell cultures for use in neutron scattering experiments, **Rachel MORRISON** (Grenoble, France).

17h : Identification of an analgesic amino-lipid produced by the probiotic Escherichia coli strain Nissle 1917, **Nicolas CENAC** (Toulouse, France)

17h15-19h15 : Go beyond with proven lipidomics solutions ,Welcome to LipidSearch™ *Software Workshop* (**Thermo Fisher Scientific**)

18h : Toulouse Tour

20h : Gala dinner restaurant "La cendrée" (11 rue des Tourneurs)

Wednesday 12th of April

Bioactive Lipids

9h00 : Using mass spectrometry to understand immunology, **Martin GIERA** (Leiden, Nederland)

9h30 : Tissue lipidomics of bioactive lipids requires tissue fixation with focused microwave irradiation, **Mikhail GOLOVKO** (Columbia, United State)

9h45 : Fluxolipidomics of PUFA metabolites in the blood compartment, **Michel LAGARDE** (Lyon, France)

10h : Oxidation-induced product generation from diacyl- and alkenyl-acyl phospholipids, **Beate FUCHS** (Leipzig, Germany)

10h15 : Coffee Break

10h45 : What Organic Chemists can provide for performing “high class” of lipidomic : Few Nice Stories ?, **Thierry DURAND (Montpellier, France)**

11h15 : Modulation of Kv3.1 potassium channel expression and rupture of potassium homeostasis in 158N murine oligodendrocytes and BV-2 murine microglial cells treated with 7-ketocholesterol, 24S-hydroxycholesterol and tetracosanoic acid (C24:0), **Meriem BEZINE** (Dijon, France)

11h30 : Combined Proteome and Eicosanoid Profiling Approach for Revealing Implications of Human Fibroblasts in Chronic Inflammation, **Laura NIEDERSTAETTER** (Vienna, Austria)

11h45 : Conclusion, Departure.

